



UNITED WAY
Rhode Island

THE **Alliance**
for **NONPROFIT IMPACT**

THE STATE OF RHODE ISLAND'S NONPROFIT SECTOR

Results from the 2024 Rhode Island
Nonprofit Survey



SECTOR OVERVIEW

Nonprofit
Employers in RI 1,355

Nonprofit
Employees in RI 71,405

% of Private
Workforce in RI 17.0%

Total Wages Paid \$4 BILLION

ARPA FUNDING

<25% ↓

Less than 25% of orgs **have secured funds to replace ARPA** of other government COVID-specific funding

87 Organizations received
pandemic-specific funding

51 Received more than \$100,000

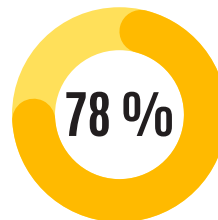
12 Still have active pandemic- specific
funding (expiring 2025)

COMMUNITY NEED

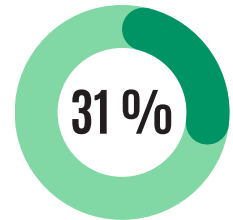
95.7% ↑

Demand is **higher than pandemic levels** for 95.7% of organizations providing support for basic needs

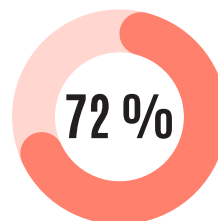
BURNOUT



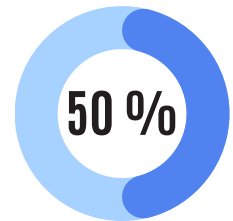
Some or all staff
report burnout



Staff who have
left the sector



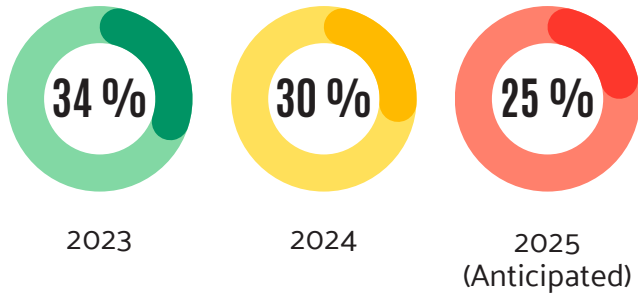
Some or all staff
emotionally
exhausted



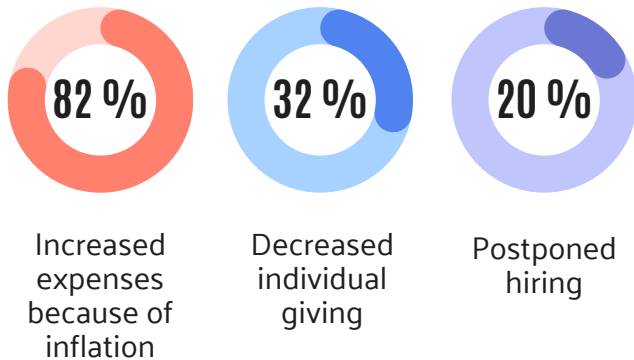
Staff considering
leaving the sector

FINANCES & STAFFING

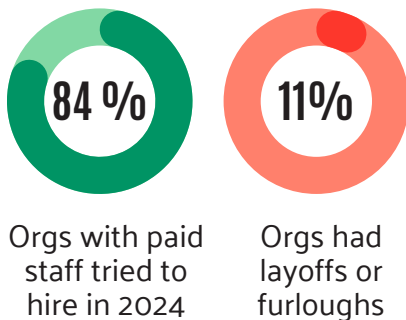
Organizations Operating at a Surplus



Impact of Inflation



Hiring



Turnover



Compensation

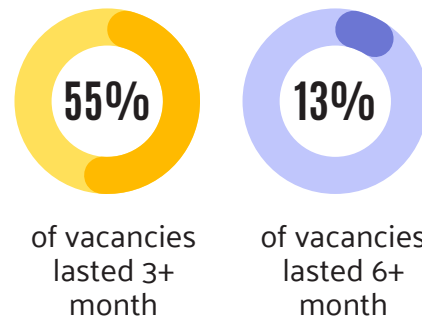
26.3%

Orgs have staff earning less than **\$15.50/hr**, and may qualify for SNAP and other benefits if they have children

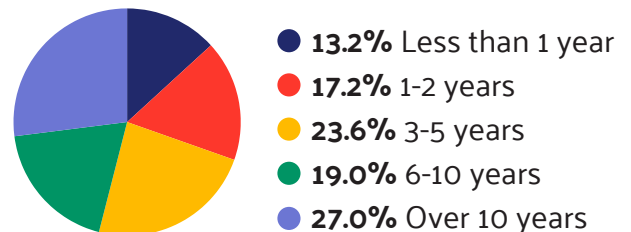
41.8% ↓

41.8% have less than 3 months cash reserve

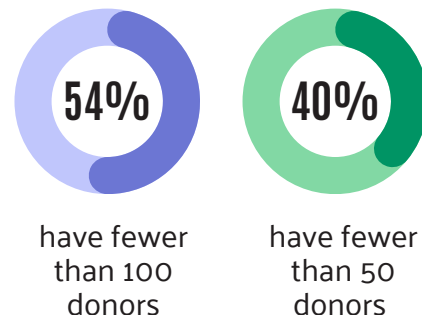
Vacancies



Leadership Longevity



Donors



57.4%

Orgs have staff earning less than **\$20/hr** - Not enough for a single adult to make ends meet according to EPI